

QUICK START GUIDE:

Initialization and Use of Powergate



- Customize your vehicle's performance directly from your smartphone.
- Download the **Powergate App** and get ready for some fun!
- Data Reading - 40-50mins - Normal Reading
- Data Reading - Less than 1 minutes – Virtual Reading

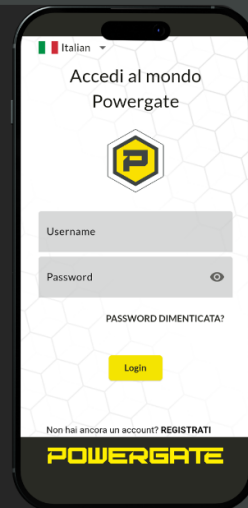


PHASE 1

CONNECTION TO VEHICLE

Connect **Powergate** to your vehicle's diagnostic port using the supplied cable and wait for the LED strip to turn **BLU**.

Access the Powergate App by creating an **ALIEN_id** account to use **Alientech** services.





PHASE 2

POWERGATE PAIRING VIA BLUETOOTH™

Pair **Powergate** with your smartphone via **Bluetooth™**. Simply enable **Bluetooth™** in your phone's settings. Launch Powergate App, tap on **ADD** and follow the instructions.

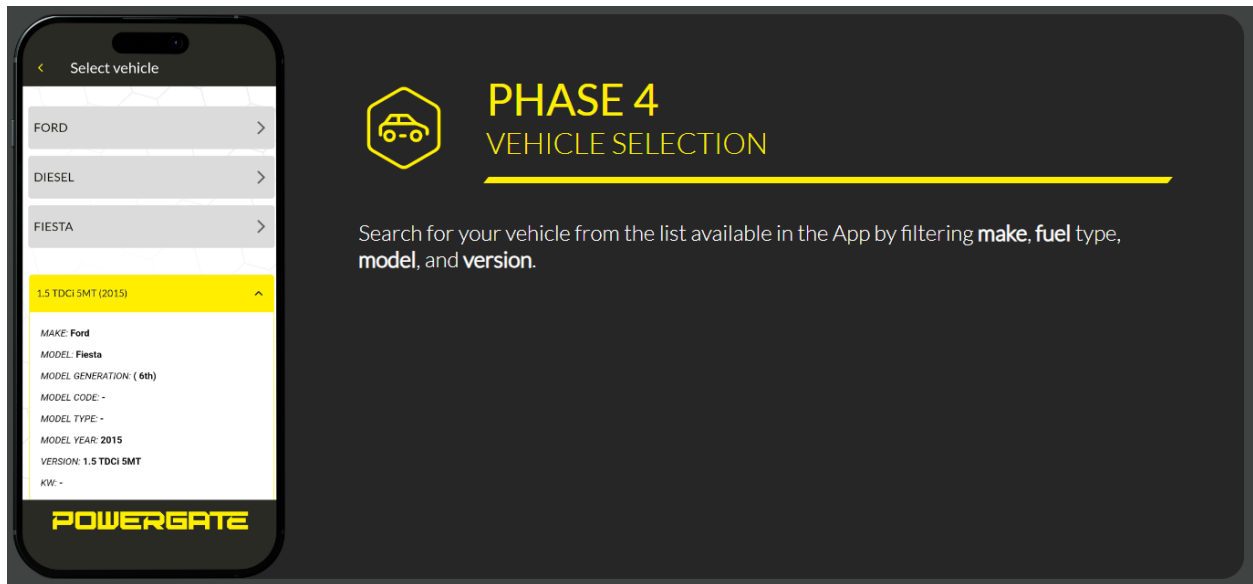


PHASE 3

NETWORK CONNECTION

Connect **Powergate** and your smartphone to the same Internet network. You can use a **Wi-Fi** router or connect **Powergate** to your mobile network (**Hotspot**). If the connection is successful, the LED strip will turn **YELLOW**.





Click the ECU Button when it appears

Note : Clicking My Powergate will take you to home page of the app.



ID **PHASE 5**
ID

Begin the **tuning** phase.

Start the **identification** of the control unit. The process may take a few minutes.

During this phase, the LED strip will turn **RED**.

POWERGATE

RD **PHASE 6**
READING

Perform the **reading** of the control unit. This process has a variable duration, depending on the vehicle: please wait until the operation is complete.

During this phase, the LED strip will still glow **RED**.

POWERGATE

Once this ECU is read, the data will be Sent to the Tuning Team to build the tune.

The new tune can take up to 48Hrs to be available on the cloud.

Once the new tuned file available to download you will receive a notification on your phone(Connected Device). At this stage you can start the writing phase.

Powergate Yesterday, 10:00 PM
MOD file available, go to programming and select the file for writing.

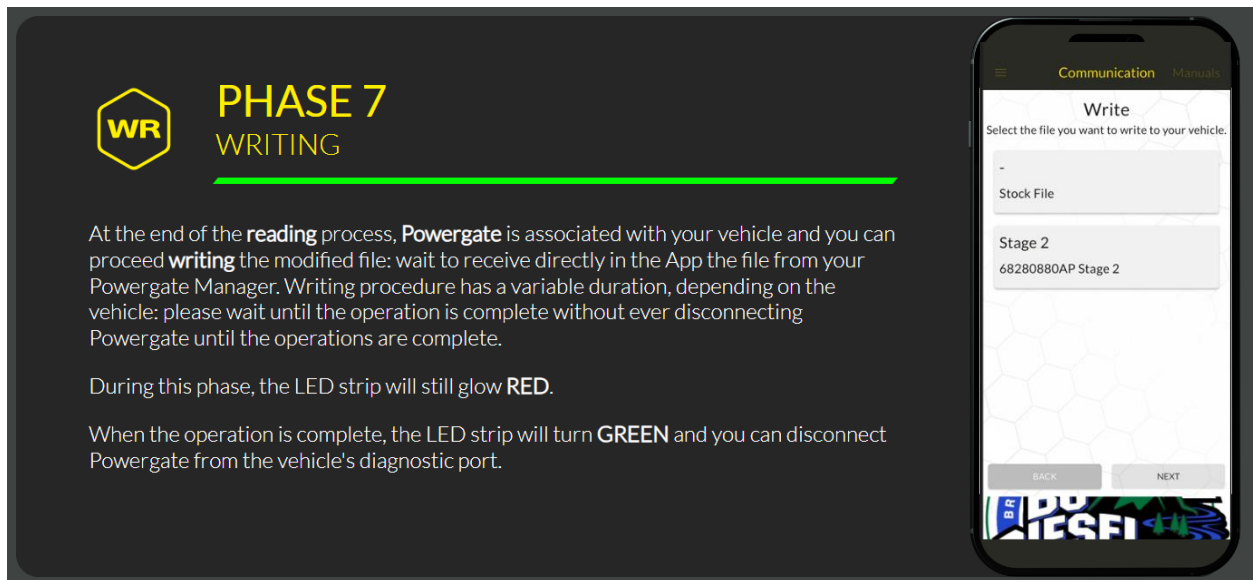
Powergate Yesterday, 5:58 PM
Successful reading.

Powergate Yesterday, 4:34 PM
Identification successful, you can choose between 'reading' and 'virtual reading'.

In this Screen

Stock mean the original ECU file

Stage 2 means the Tuned ECU file.



WR

PHASE 7

WRITING

At the end of the **reading** process, **Powergate** is associated with your vehicle and you can proceed **writing** the modified file: wait to receive directly in the App the file from your Powergate Manager. Writing procedure has a variable duration, depending on the vehicle: please wait until the operation is complete without ever disconnecting Powergate until the operations are complete.

During this phase, the LED strip will still glow **RED**.

When the operation is complete, the LED strip will turn **GREEN** and you can disconnect Powergate from the vehicle's diagnostic port.

Communication Manuals

Write

Select the file you want to write to your vehicle.

Stock File

Stage 2
68280880AP Stage 2

BACK NEXT

BR DIESEL